



Materials needed

Scissors
Glue Stick
Crayons/markers

*Print on card stock
or thick paper for best
results*





fold along
red line
to create
stand



a.

b.



Ivy's Flower Truck

INSTRUCTIONS

- Carefully cut out truck along the solid lines
- Fold along all dotted lines
- Glue the tabs to hold Ivy's truck in place.
- Cut out and glue on the front bumper.
- Color in plants and cut along dotted lines. Fold at red line to stand plants upright.
- Cut out Ivy and stand. Make an extra cut on red lines to slot Ivy and stand together. (figures "a" and "b")
- Cut out side mirrors and glue in place



A Paula Wiseman Book
Simon & Schuster Books for Young Readers